


ROGUE

ITEM NO: 45.2117.50


SAFETY DIRECTIONS

- **Please read this information carefully before installing or using this product. Please keep this user manual for further reference.**
- The manufacturer does not accept any responsibility for injuries or damage resulting from improper use of the lamp. If in doubt, consult a qualified electrician.
- Do not install the lamp on a damp or conductive subsurface.
- Please make sure that no cables get damaged during the installation work.
- Make sure that the lamp is securely fixed during the installation.
- **Attention!** Do not touch the light source during operation!
- Please cut off power and lamp cool down before adjusting the lamp.
- The external flexible cable can't be replaced.
- Please use the matched plug that we packed with the tree.
- Indoor Use Only.
- Maintenance/cleaning of the lights is limited to the surface exterior, using a dry cloth only.

ASSEMBLY



STEP 1




STEP 2



STEP 3



STEP 4



STEP 5



STEP 6



STEP 7



STEP 8



This symbol indicates that this product should not be treated as normal household waste and it should be recycled. Please take it to your nearest collection facility or for further details contact your local council

MADE IN CHINA