

ILLUMINATE

Electrifying PLASMA BALL

Create an electrical light show with your hands!

Simply plug in with USB-DC cable (included) or insert 4 x AAA batteries (not included) and wait for the lightning to begin. As you touch the ball, the light will flow to your fingertips creating incredible effects.

CONTENTS:



INCLUDES:

1. 10cm Plasma Ball with two-way switch OFF/ON
2. 2m USB-DC cable

Size: 10 x 10 x 15cm
 Input: 5V 1A MAX
 Output: 5V 320mA

WARNING:

Not for use by people with heart conditions or that wear medical devices such as pacemakers, cochlear implants, hearing aids or similar devices. A small electric current passes to earth through users when they touch the ball and this may interfere with such devices.

This is not a toy. Do not tap the plasma ball with hard objects.

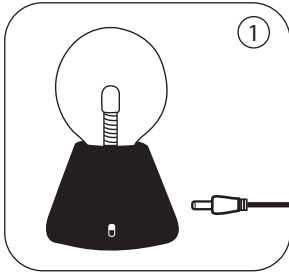
Never immerse the unit in water.

Keep away from microelectronic equipment at least 0.5 meters. Clean the unit with a soft, clean cloth.

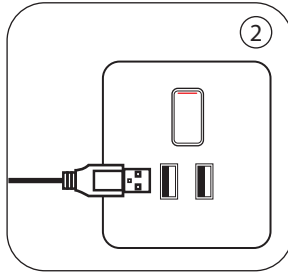
Risk of electric shock: Do not open the base. No user-serviceable parts inside. High-voltage generator inside. If damage is suspected or if the product exhibits a distinct change in performance, discontinue use immediately.

If the glass sphere is broken, return to the place of purchase.

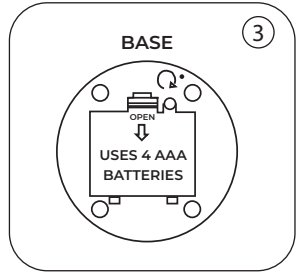
INSTRUCTIONS:



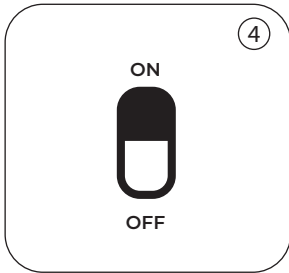
1. Insert the DC plug into the back of the Plasma Ball base.



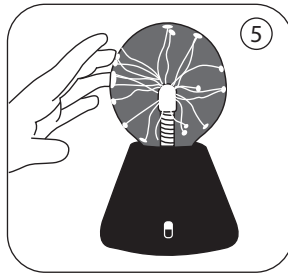
2. Plug the USB cable into a power source.



3. For battery use ensure the device is unplugged and the switch is on the OFF position. Insert 4x AAA batteries (not included).



4. Turn the switch to the ON position for continuous electrifying lightning bolts.



5. Touch the glass ball to attract the lightning bolts to your fingertips.

Battery information

- 4 x AAA replaceable batteries (not incl.)
- Remove the screw and cover, insert batteries with the correct polarity (+ and -), replace the cover and screw securely
- Non-rechargeable batteries are not to be recharged
- Rechargeable batteries are only to be charged under adult supervision
- Rechargeable batteries are to be removed from the product before being charged
- Different types of batteries or new and used batteries are not to be mixed
- Batteries are to be inserted with the correct polarity
- Exhausted batteries are to be removed from the product.
- The supply terminals are not to be short-circuited
- Packaging has to be kept as it contains important information.

If storing for long periods of time, we recommend you remove the batteries
 NOTE: When replacing batteries, please separate old batteries from normal waste and dispose of correctly at an accredited battery recycling location. Batteries should not be disposed in household bins.
 Please handle batteries with caution.

- Use DC 5V 1A USB cable only (included)
- To avoid personal injury or product damage, do not attempt to remove the base from the glass globe. Do not remove the glass globe.
- To prevent fire or shock hazard, do not expose this product to rain or moisture. Never immerse the unit into water.
- Supervise children when in use.
- Keep away from pets.
- Allow adequate ventilation. Never place product near a radiator, heat system, or near a fireplace.
- Clean the unit with a soft cloth. Before cleaning, turn the selector switch to "OFF" and disconnect from a power.
- If the unit is dropped, causing obvious breakage, unplug it immediately.
- If damage is suspected or if the product exhibits a distinct change in performance, discontinue use immediately.
- If the product will not be used for an extended period, unplug it from the power source. Keep other objects from coming into contact with the glass bottle.
- To prevent fire or shock hazard do not expose this unit to rain or moisture.
- For indoor use only.



Packaging designed
in Australia.
© IS GIFT 2024.
All rights reserved.

Distributed by IsAlbi
PO Box 7120 Warringah Mall
NSW 2100 Australia
www.isalbi.com.au

IDZ70004
PLASMA BALL SMALL
MADE IN CHINA

